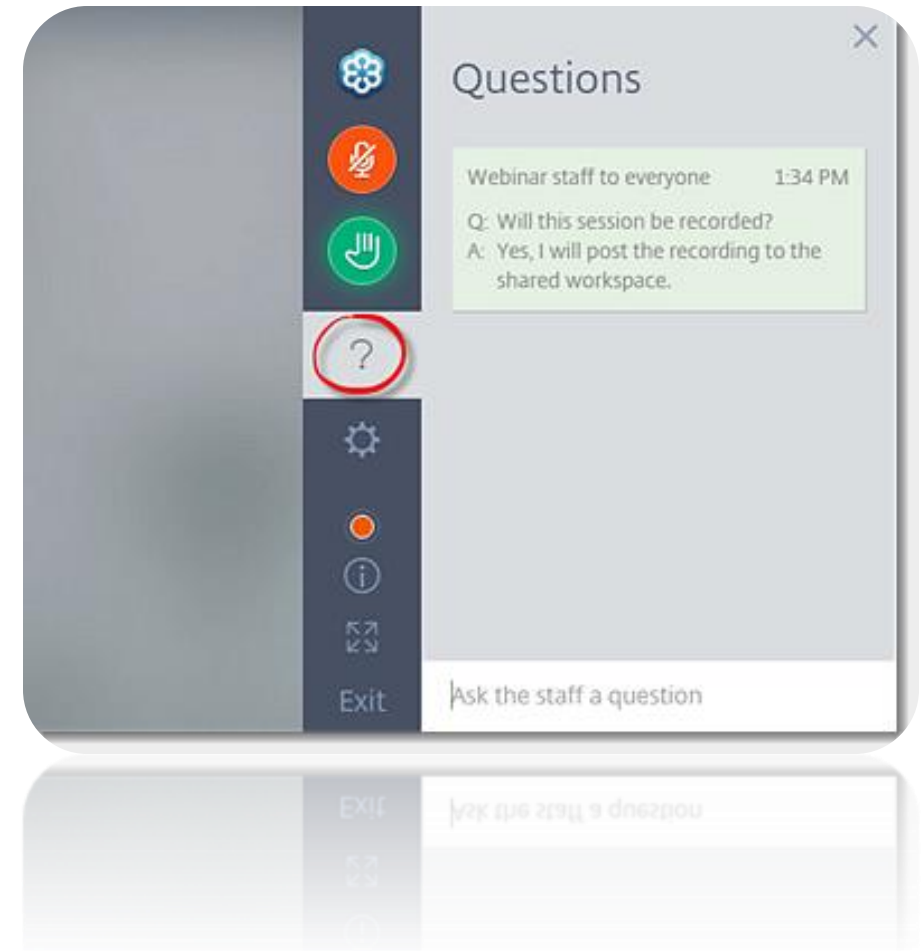


AR Automation - Partner Enablement

Housekeeping

- We'd love to hear your questions, thoughts, and ideas!
- Please use the “?” feature to send any questions or comments to the team. We'll save time at the end to answer your questions.
- This enablement session is being recorded. We'll share the recording on the Partner Center.



Agenda

- Positioning AR Automation
- Configuring AR Automation
- Creating a Cardknox Sandbox for Demo Purposes
- Demo Walkthrough
- Pricing
- Availability

Positioning AR Automation

Elevator Pitch

AR Automation saves time and money by lowering processing costs and fully automating the customer payment process, from the time a payment is made through reconciliation—allowing businesses to re-focus their resources on higher value work.




AR Automation: helping you reduce

Manual Tasks



- **It takes a lot of time to record customer payments**, we're doing it all manually.
- **Reconciling customer payments and associated fees is a nightmare**, we spend a lot of time on this.

High Costs



- **Our fees are too high**—we need better, more competitive rates.
- When we incur payment processing fees, **we need a way to easily pass these fees along to our customers.**

Payment Glitches



- When we attempt to process a customer payment and there is an error, **we need someone we can call to quickly resolve the issue.**

About AR Automation



New, integrated and fully automated customer payment solution



Lower rates



24/7 Support



Branded and secure "PaymentSite" allows customers to quickly and easily make payments



Full/Partial Payment options



Option to easily pass along convenience fees to customers



After a payment is made, payment records are automatically created and matched to customer billings



Bank Direct Connect downloads bank transactions and automatically matches to payment records



When a bank reconciliation is created, payments are automatically cleared

What's in it for you . . .



Low rates



Automated processes, saving time and reducing risk of error



Faster cash in the door



Personalized, secure, and simple Payment Site

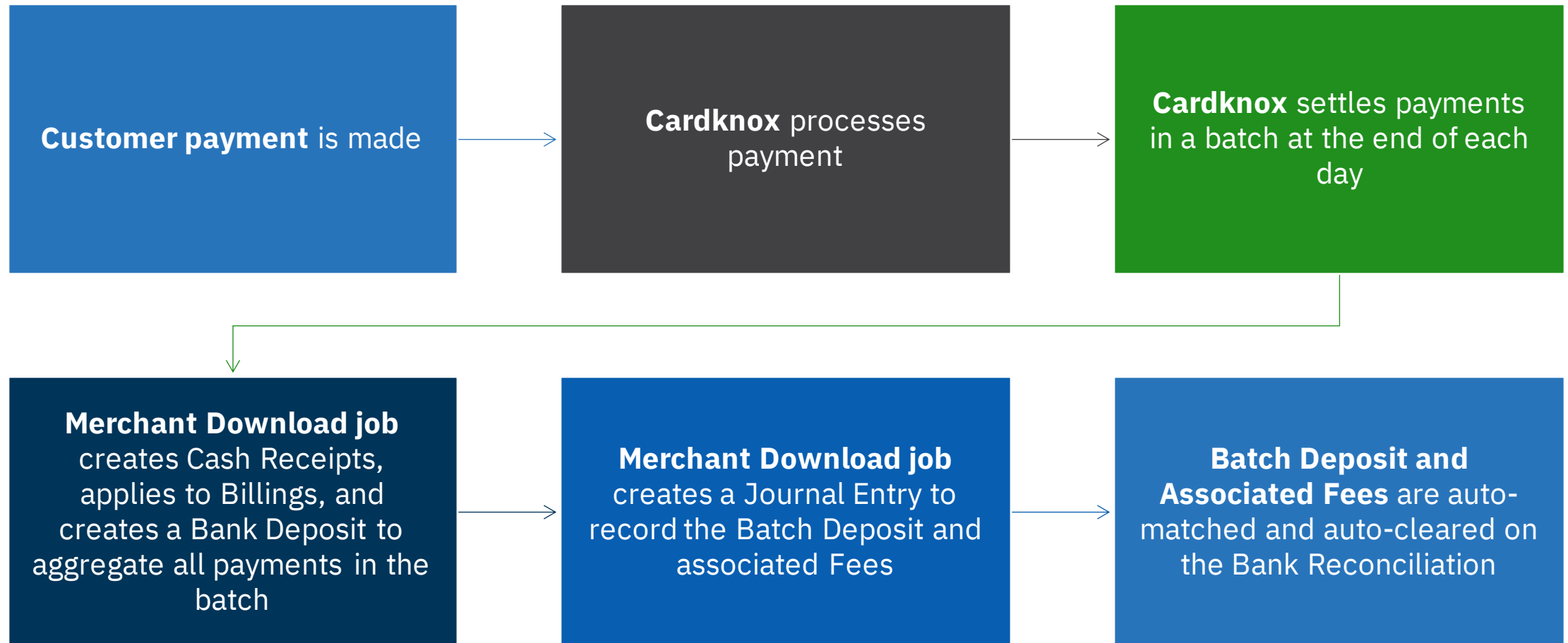


Flexible payment options



24/7 white glove customer service

AR Automation: How it works



Configuring AR Automation

AR Automation Setup/Configuration



AR Automation Setup/Configuration in Knowledge Base: <https://support.accountingseed.com/hc/en-us/articles/17798287920403-AR-Automation>



Important Note: this AR Automation is ONLY applicable to the Cardknox integration. In other words, the Stripe integration was not updated, and continues to work as it has always worked in the past. Customers must use Cardknox as their payment provider to benefit from this AR Automation feature.

Steps for Configuring Cardknox/Bank Account

- Step 1: Submit Cardknox Merchant application
 - Accounting Seed Product Consultants will initiate this process
 - You will get an email with a link to "Review Application"
 - Complete the application and submit
 - *In the future, this will be an embedded link*
- Step 2: Set up the Cardknox Merchant Account
 - From the Welcome email, register/login to portal, generate keys
- Step 3: Remove Debit Blocks
 - On the business checking account
 - <https://support.accountingseed.com/hc/en-us/articles/16315531760915-Cardknox-Onboarding-Process-#DBlocks>
- Step 4: Configure PaymentSite
 - Branding, fields, partial pay, convenience fees

Steps for Configuring Accounting Seed

- Step 1: Create GL Accounts
 - Merchant Account, Fees, and Convenience Fees
- Step 2: Create/Configure/Activate Cardknox Payment Processor
 - Add Convenience Fees fields onto the Payment Processor page layout
- Step 3: Set up Email template for PaymentSite
- Step 4: Update page layouts
 - Account, Billing
- Step 5: Enable Global Automated Match
- Step 6: Schedule Merchant Download Job
- Step 7: Configure Cardknox Remote Site Settings

Transitioning from Stripe to Cardknox

- To migrate Stripe Payment Methods to Cardknox, the business will need to reach out to Stripe directly. More information on this process is available in the Knowledge Base:
 - <https://support.accountingseed.com/hc/en-us/articles/17163171813395-Migrate-your-Stripe-Payment-Methods-to-Cardknox>
- We recommend configuring Cardknox for a subset of customers initially, e.g., configure for new customers only, and then later expand to include all customers

Creating a Cardknox Sandbox for Demo Purposes

Request the Sandbox

- Send an email to licensing@accountingseed.com to request a sandbox
 - Include your email address, Business Name and DBA in the email
- Make sure these are set as trusted on your email account:
 - cardknox.com and fidelitypayment.com
- You will receive an email with the subject: "Merchant Application for xxx"
- Click on "Review Application" to complete the application

Merchant Application for Aspartnertestenv1



donotreply@cardknox.com

To Mary Balmer

Cc Ryan Sieve



If there are problems with how this message is displayed, click here to view it in a web browser.



Dear Aspartnertestenv1,

Welcome to the Fidelity family of companies. We look forward to working with you! Follow the link below to review and complete your application.

[Review Application](#)

Complete and Submit the Application

- Review the "AR Automation Sandbox Setup" article in the Knowledge Base:
 - <https://support.accountingseed.com/hc/en-us/articles/21886610307859>
- List of required fields:
 - <https://support.accountingseed.com/hc/en-us/articles/16315531760915-Cardknox-Onboarding-Process-#Checklist>
- *Note: it's the same application form that would be completed for an actual Cardknox account*

Register and Configure

- After submitting your application, and it's approved, you will receive a Welcome email and you can use this to:
 - Register/log into your portal
 - Generate your Cardknox Keys
- Configure Cardknox – refer to Knowledge Base article:
 - <https://support.accountingseed.com/hc/en-us/articles/17798287920403-AR-Automation-Overview>



Aspartnertestenv1, Welcome to Cardknox!

Your Cardknox gateway account has been set up and is ready for use!

Please review this email carefully for important instructions on how to get started with Cardknox. We encourage you to save this email for future reference.



IMPORTANT

Account Information

DBA: Aspartnertestenv1

Processor MID: 8328043652691621

Cardknox Account Number: 49439



REGISTER

Registration Instructions

The Cardknox Merchant Portal is our advanced online platform featuring powerful tools for managing payment activity and monitoring transaction data. To create your account, visit portal.cardknox.com/register. *Note that your Portal login credentials can also be used to access the Cardknox Mobile App for iOS and Android.*

For helpful information on how to navigate the Cardknox Merchant Portal, check out the [User Guide](#) or watch our [Video Guides](#).


Test Recommendations



When connecting your Cardknox Sandbox to a dev org or other test environment, check the Test Mode checkbox on the Payment Processor record (just for peace of mind, to remind you that you're in a test environment)



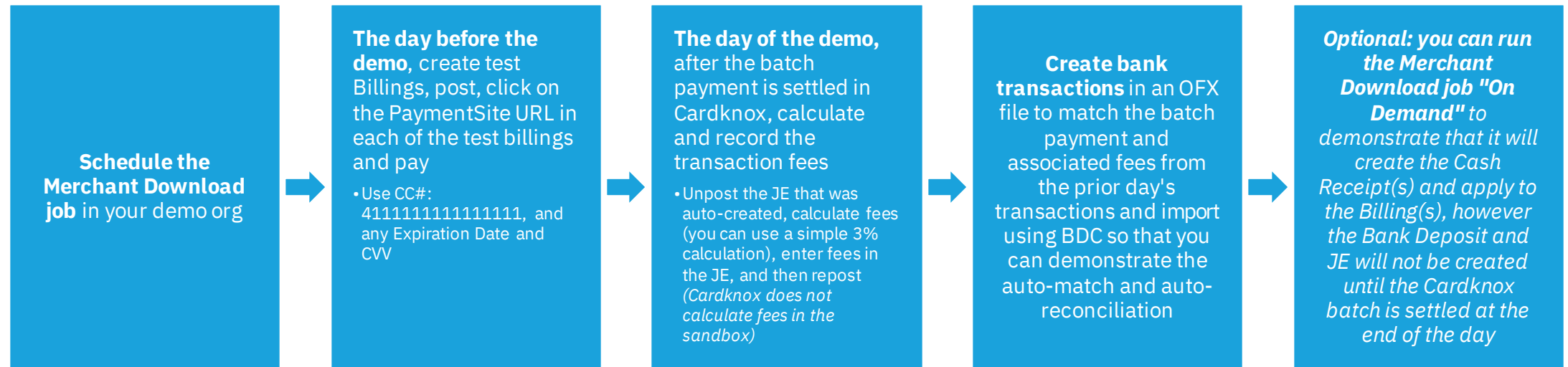
When connecting Cardknox to a Production org, ***we strongly recommend that you ONLY connect your 'Live' Cardknox Account to your Production org***



To test in a Production environment, we recommend testing micro transactions to ensure it's working as expected

Demo Preparation

Preparing for a Demo of AR Automation



Demo Walkthrough

Pricing

Pricing

This feature is available at no additional cost as part of the Accounting Seed subscription.

To take advantage of it, the business will need to open a merchant account with our payment processing partner, Cardknox.

Most accounts approved within minutes!

FLAT RATE PRICING WITH LOW FEES

Exclusive Credit Card Processing Rates

Flat 2.79% Processing Rate
+ 20 cents per transaction

ACH Rates

Flat 50¢ per transaction

Availability

AR Automation Released in Summer '23!

For new customers, install Winter '24 to get the latest

Winter '24 Key Dates:

- **Sandbox Push:**
 - Sunday, October 15, 2023
- **Planned Production Pushes:**
 - Sunday, November 19, 2023
 - Sunday, November 26, 2023

Qualifying Criteria for AR Automation

- AR Automation (Cardknox) supports:
 - USD Only
 - Credit Card and ACH
 - Single or multiple ledgers
 - Create a separate Cardknox Account for each ledger
 - On each Payment Processor record (for each Cardknox Account), be sure to set the appropriate Default Ledger
 - Create a flow to auto-populate the appropriate payment processor for each Billing

Q&A

Thank you!

accountingseed.com